

# CCG-1500 Series

## Industrial private 5G cellular gateways



### Features and Benefits

- Qualcomm® Snapdragon™ X55
- 5G-ready media converter with industrial-grade FCC/UL/NCC/JET/Telec certifications
- Dual SIM slots
- 2 auto-sensing 10/100/1000 Mbps Ethernet ports
- 1 RS-232/422/485 serial port
- LEDs for easy installation and maintenance
- -40 to 70°C wide-temperature design

### Certifications



### Introduction

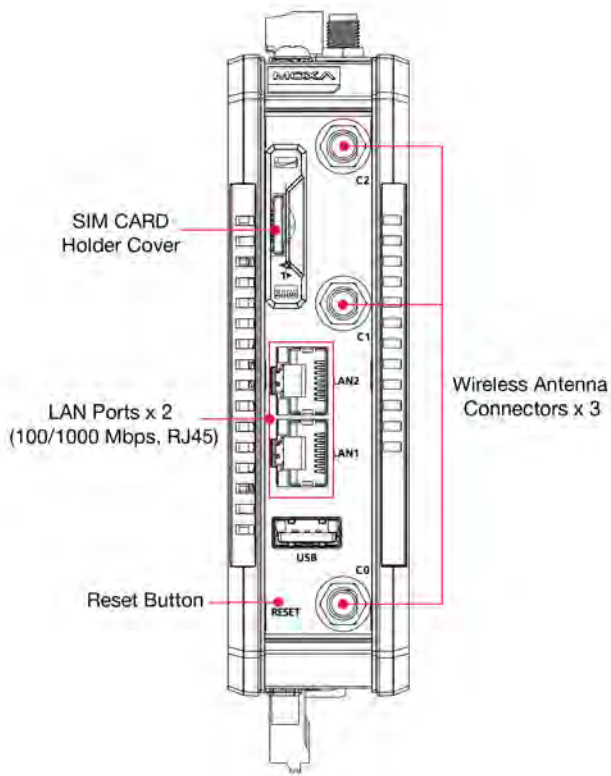
The CCG-1500 Series is designed both as a media converter and a protocol converter. The media converter includes 5G-to-ethernet and 5G-to-serial ports, which can be used for public as well as private networks. The protocol converter is mainly for Modbus TCP/RTU conversion. The 5G interface can use Modbus TCP while the serial interface can process Modbus RTU.

The CCG-1500 is built around a Qualcomm® Snapdragon™ X55 Cortex-A7 processor that has been optimized for use in media-conversion scenarios, and is also widely applicable to a variety of industrial solutions. With flexible interfacing options, this tiny, embedded converter is a reliable and secure gateway for data processing at field sites as well as a useful communications platform for large-scale deployments.

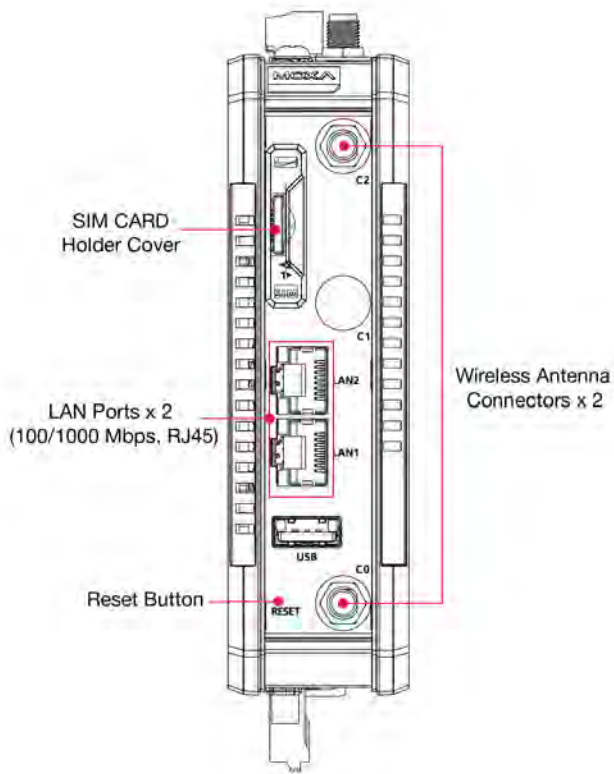
Wide temperature 5G-enabled models are available for extended temperature applications. All units are thoroughly tested in a testing chamber, guaranteeing that the 5G-enabled computing platforms are suitable for wide-temperature applications.

## Appearance

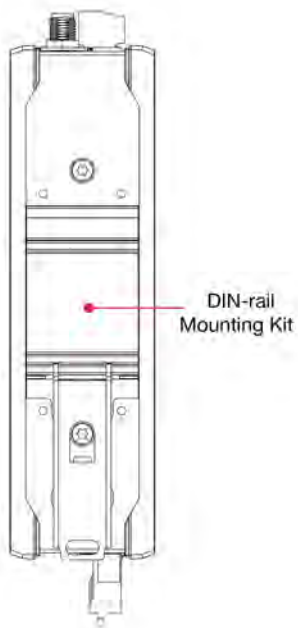
### CCG-1510 Front View



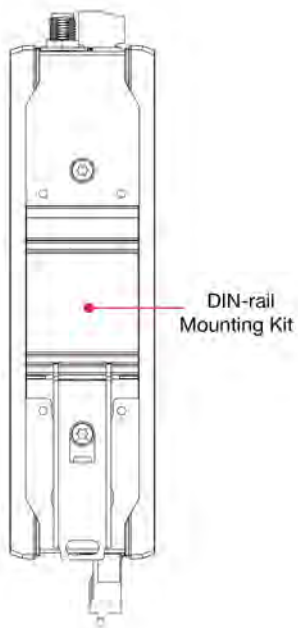
### CCG-1520 Front View



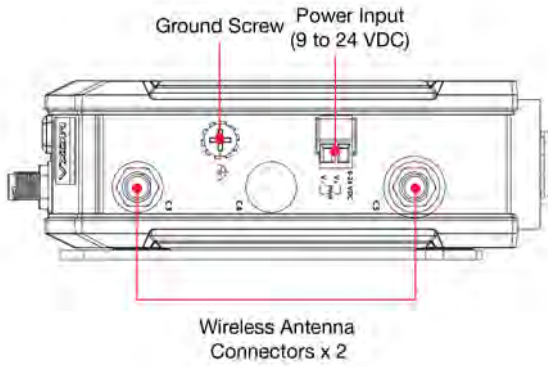
### CCG-1510 Rear View



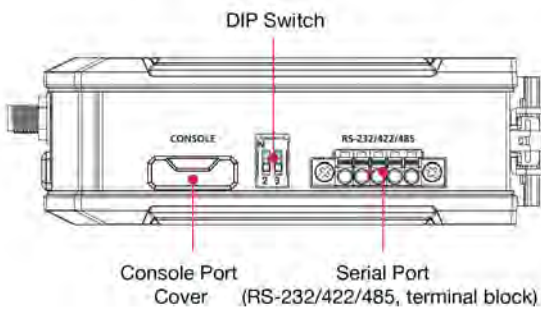
### CCG-1520 Rear View



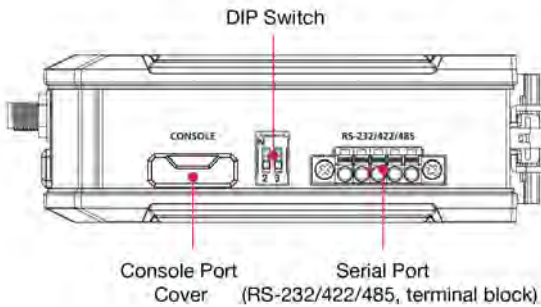
## Top View



## CCG-1510 Bottom View



## CCG-1520 Bottom View



## Specifications

### Media Converter Interface

Ethernet Ports	Auto sensing 10/100/1000 Mbps ports (RJ45 connector) x 2
Serial Ports	RS-232/422/485 ports x 1 (5-pin terminal block)
Cellular Antenna Connector (with GPS)	CCG-1510 models: SMA x 6 CCG-1520 models: SMA x 4
SIM Format	Nano
Number of SIMs	2

## Ethernet Interface

10/100/1000BaseT(X) Ports (RJ45 connector)	2
Standards	IEEE 802.3 for 10BaseT IEEE 802.3ab for 1000BaseT(X) IEEE 802.3u for 100BaseT(X)
Magnetic Isolation Protection	1.5 kV (built-in)

## Serial Interface

Console Port	1 x 4-pin header to DB9 console port
Data Bits	5, 6, 7, 8
Parity	None, Even, Odd, Space, Mark
Stop Bits	1, 1.5, 2
Baudrate	9600 to 115200 bps

## Serial Signals

RS-232	TxD, RxD, RTS, CTS, GND
RS-422	Tx+, Tx-, Rx+, Rx-, GND
RS-485-4w	Tx+, Tx-, Rx+, Rx-, GND

## Cellular Interface

Cellular Standards	5G R15
Frequency Bands Supported	CCG-1510-TW-T: NR: N1 / N3 / N28 / N41 / N78 LTE: B1 / B3 / B7 / B8 / B28 / B38  CCG-1510-US-T: NR: N48  CCG-1510-T: NR: N1 / N3 / N28 / N41 / N48 / N77 / N78 LTE: B1 / B3 / B7 / B8 / B28 / B38  CCG-1520-T: NR: N79

## LED Indicators

System	Power x 1 SIM card indicator x 1 5G / LTE indicator x 1
Wireless Signal Strength	Cellular x 3

## Power Parameters

Input Voltage	9 to 24 VDC
Power Consumption	Average: 8 W Peak: 11 W
Input Current	9 to 24 VDC @ 1.33 to 0.5 A min
Power Connector	Terminal block

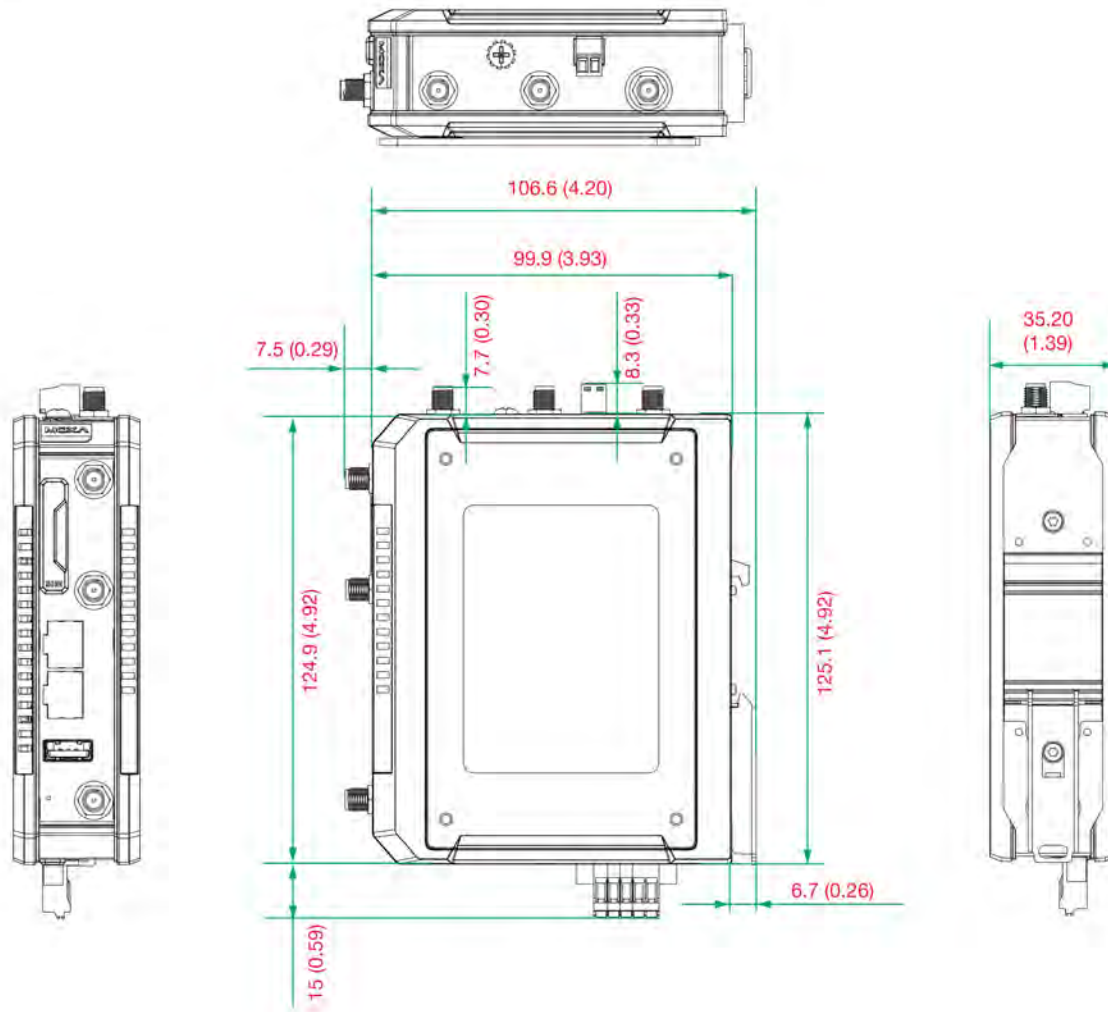
## Physical Characteristics

Dimensions	100 x 125 x 35.2 mm (3.93 x 4.92 x 1.38 in)
Housing	Metal

	SECC
Installation	DIN-rail mounting Wall mounting (with optional kit)
IP Rating	IP30 Note: The rubber SIM cover and console port cover should be attached. For CCG-1520-T, the SMA protection cover must also be attached.
Weight	750 g (1.65 lb)
<b>Environmental Limits</b>	
Operating Temperature	-40 to 70°C (-40 to 158°F)
Storage Temperature (package included)	-20 to 70°C (-4 to 158°F)
Ambient Relative Humidity	5 to 95% (non-condensing)
<b>MTBF</b>	
Time	1,036,724 hrs
Standards	Telcordia SR332
<b>Warranty</b>	
Warranty Period	5 years
Details	See <a href="http://www.moxa.com/warranty">www.moxa.com/warranty</a>
<b>Package Contents</b>	
Device	1 x CCG-1500 Series media and protocol converter
Antenna	CCG-1510 models: Antennas x 6 CCG-1520 models: Antennas x 4
Installation Kit	1 x DIN-rail kit
Documentation	1 x quick installation guide 1 x warranty card

## Dimensions

Unit: mm (inch)



## Ordering Information

Model Name	Ethernet Ports	Cellular/Band	Serial Ports
CCG-1510-TW-T	2	5G R15/ NR: N1 / N3 / N28 / N41 / N78 LTE: B1 / B3 / B7 / B8 / B28 / B38	1
CCG-1510-US-T	2	5G R15/ NR: N48	1
CCG-1510-T	2	5G R15/ NR: N1 / N3 / N28 / N41 / N48 / N77 / N78 LTE: B1 / B3 / B7 / B8 / B28 / B38	1
CCG-1520-T	2	5G R15/ NR: N79	1

## Accessories (sold separately)

### Wall-Mounting Kits

WK-160-02	Wall-mounting kit with 1 plate (160 x 89 x 2.0 mm), 4 screws, gray
-----------	--

© Moxa Inc. All rights reserved. Updated Feb 23, 2024.

This document and any portion thereof may not be reproduced or used in any manner whatsoever without the express written permission of Moxa Inc. Product specifications subject to change without notice. Visit our website for the most up-to-date product information.